



DOCK SAFETY PRODUCTS

Dock Safety Products

REDUCE LOADING DOCK MISHAP

Vehicle creep. Unscheduled truck departures. Careless parking. It happens at the best of loading docks. In a busy shipping area, there can be up to 100 opportunities a day, per single loading dock, for the most serious mishap to occur. Rol-Lift reduces the risks of costly equipment damage and physical injury while increasing productivity with a cost-effective choice of systems.


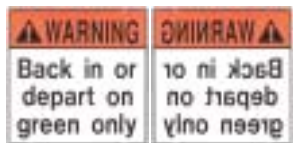
Vehicle Restraint Systems

HYDRAULIC & MECHANICAL

Rol-Lift Vehicle Restraint technology centers around a non-impact 'swing-up' arm design to confine a vehicle's rear impact guard or ICC bar. Vehicles remain safely stationed at the dock without time consuming and uncertain chocking. Rol-Lift's Restraint Systems service the widest range of trucks with rear impact guards to 29" above ground and horizontal ranges to 12" beyond the face of the dock. Bent ICC bars included. Lock-up problems from hook and impact design restraints excluded.

RL85 Hydraulic

VEHICLE RESTRAINT




- Only 3 major moving parts - hydraulic lift cylinder and dual heavy-duty return springs
- Applies 35,000 lb of restraint power (100,000 lb mounting force)
- Restraint arm manufactured from 1.5" solid steel
- Corrosion-resistant Nitride coating on piston rod. Cylinder is completely sealed against foreign contamination

- NEMA 6 submersible rated switch
- Internal automatic pressure switch maintains the arm in the locked position while in operation. In the event of a power failure, the arm can be lowered manually
- In vertical (locked) position, offers one of the widest horizontal ranges of 0" to 12" beyond the face of the dock. Services trucks with ICC bars from 12" to 29" above ground
- High performance, totally maintenance free T.E.N.V. (Totally Enclosed Non-Ventilated) Power Pack remotely mounts indoors where it is protected from the elements
- NEMA 12 control station features an optional LED light bulb burnout indicator and audible alarm to signal an unsafe condition
- System operation is authorized by key lock on main control station
- Communication system includes interior red and green indicator lights in the control station. Exterior red and green high visibility LED traffic style lights and dual driver warning signs with mirror image. Lighting system alerts both truck driver and dock attendant to status of restraint
- In the rare event of a truck without proper ICC bar, the sensing system alerts dock attendant and driver of unsafe condition

RL10 Mechanical

VEHICLE RESTRAINT

Economical loading dock insurance. Simplicity of design, heavy-duty construction materials and minimal maintenance / lubrication requirements reflect on long-term low cost of operation. With the RL10, the loading dock attendant controls safety and productivity quickly and efficiently with a single detachable control rod.



- Offers one of the widest horizontal restraining ranges of 0" to 12" beyond the dock face
- Corrosion protection includes liberal Zinc plating and stainless steel pivot point hardware
- Services trucks with ICC bars from 11" to 29" above ground
- Restraint arm manufactured from 1" solid steel
- Applies 32,000 lb restraint force
- Dual driver warning signs included

RLX Dock Safety Series

DOCK & DOOR GUARD

RLX-2000 Models: Featuring the Dock & Door Guard

RLX-3000 Models: Featuring the Dock & Door Guard
and the RL85 Vehicle Restraint



SAFETY FEATURES

- Control station with large maintained emergency stop button
- Key operated guard override with light warning signal for ground-level hand bombing applications
- Safety maintenance strut on dock leveler
- Full operating range toe guards with safety striping on dock leveler for maximum operator safety
- Hydraulic (velocity fuse) fall-safe system to prevent platform free-fall
- Dual purpose lip keepers for both cross traffic support and automatic night locks to prevent building access through the leveler
- Bumpers to protect the building wall

RLX-3000 ONLY

- Vehicle restraint interlock to prevent release of restraint until dock returned to stored position
- Key operated restraint override that allows leveler to be used in instances where no rear impact guard is present (inside and outside lights remain in flashing red mode)
- Dock leveler interlock to prevent cycle of dock leveler until vehicle restraint arm is in position

DOCK & DOOR GUARD

- The raised guard is designed to prevent forklift roll-off when the overhead door is open and no truck is present and to protect overhead doors and tracks from regular impact damage
- Hydraulically activated, high tensile checker plate safety barrier, towering over 7" above the deck
- Stops up to 10,000 lb rolling loads at 4 mph



RL85 VEHICLE RESTRAINT

RLX-3000 ONLY

- Hydraulically activated, non-impact design restraint system that securely holds trailer to the loading dock
- Remote, 1/2 HP TENV power pack with mounting bracket and 24' hydraulic hose (available in standard single and three phase voltages)
- Manual override and electronic timer



DOCK LEVELER

- Available in 30,000 to 80,000 lb capacities
- Heavy-duty I-beam deck construction and 4" maintained deck tilt prolongs deck life and prevents forklift damage
- Fully hydraulic operation with 1 HP self-contained TEFC maintenance-free power pack
- Auto return to cross traffic position from above and below level
- 16" long lip (lip is tapered on 7' wide models)
- Pivot points fitted with pre-lubricated bushings
- Terminal block provision for overhead door interlock
- Two laminated bumpers (4.5" x 14" x 10")

COMMUNICATION CENTER

- Fully gasketed NEMA12 (oil, dust and water resistant) enclosure with manual and auto operation selector switches
- Dock & Door Guard supervisor key override with communication light for unique application requirements
- Independent push buttons with fully hydraulic operation for deck and lip
- Dock leveler emergency stop and reset buttons
- Easy to follow instructional graphics

RLX-3000 ONLY

- Vehicle Restraint and Dock & Door Guard supervisor key override
- Inside and outside light communication system including polycarbonate traffic style exterior lights and dual driver warning signs (see opposite page)

MODEL		DECK SIZE INCLUDING LIP	
RLX-2000	RLX-3000	W	L
RLX2066	RLX3066	6'	6'3"
RLX2068	RLX3068	6'	8'3"
RLX20610	RLX30610	6'	10'3"
RLX20612	RLX30612	6'	12' 3"
RLX20666	RLX30666	6'6"	6'3"
RLX20668	RLX30668	6'6"	8'3"
RLX206610	RLX306610	6'6"	10'3"
RLX206612	RLX306612	6'6"	12' 3"
RLX2076	RLX3076	7'	6'3"
RLX2078	RLX3078	7'	8'3"
RLX20710	RLX30710	7'	10'3"
RLX20712	RLX30712	7'	12' 3"

Options & Accessories

DOCK SAFETY PRODUCTS

AUTOMATIC COMBINATION CONTROL PANEL

- The ultimate in dock safety and performance
- A single control station for both Hydraulic Dock Leveler and RL85 Hydraulic Vehicle Restraint
- Leveler operation is prevented until truck restraint is secured for operator safety
- Standard when ordered in combination with Rol-Lift Hydraulic Dock Leveler and the Hydraulic Vehicle Restraint



(illustration also includes RLX accessories)


RL10 AUTOMATICALLY ACTUATED COMMUNICATION LIGHTS SYSTEM

- This interlocked system includes exterior dual driver warning signs with mirror image and high visibility traffic style lights. Inside NEMA 12 control station with toggle switch includes red and green indicator lights



BUMPERS, WHEEL CHOCKS & DOCK LIGHTS

- A complete line of products designed for the loading dock area to protect dock equipment, building wall, cargo and personnel



EXTENSION PLATE

- Restraint extensions available in a wide range of sizes to suit Edge-of-Dock Levelers and Stepped-Out Dock Pits



NOTE: Certain equipment and features illustrated or described in this brochure are optional at extra cost. Some equipment and features may not be available for all models. In keeping with its policy of continuous product improvement Rol-Lift reserves the right to discontinue or change specifications, models and equipment without notice or obligation.

Authorized
Distributor

www.rol-lift.com

SAFETY 09/15/02-0

tel **866-889-8766** fax **866-882-8998**

85 Heart Lake Road South • Brampton, ON Canada L6W 3K2
tel 905-457-3815 fax 905-457-2313